



Order No. 63817-1300

Application Tooling Specification

FEATURES

- Lightweight design
- Perfect for PVC, Teflon, Kynar, Tefzel, and Mylar cables
- Adjustable strip length stop and wire cutter
- For wire conductor diameters from 0.12-0.4mm diameter (36-26 AWG)

DESCRIPTION


The Micro Precision Wire Stripper has an adjustable strip length stop and wire cutter. It is intended for low-volume or prototype use with solid wire conductor diameters up to 0.4mm (26 AWG).

OPERATION



WARNING: Make sure the wire that is being stripped is *disconnected* from any power supply.

Follow the steps below for stripping the wire, and refer to Figure 1 to identify the components of the Micro Precision Wire Stripper:



1. Slide the latch in Figure 1 to unlock the Stripper Blade Lever.
2. Adjust the Strip Length Stop to the desired strip length. See Figure 2. If the stripped section is required to exceed 15mm (.59 in.), then the wire can bypass the Strip Length Stop.



Figure 2

Micro Precision Wire Stripper

3. Adjust the Conductor Adjustment for the required wire conductor diameter. See Figure 3.




Figure 3

4. Push the wire to be stripped into the Wire Guide until it touches the Strip Length Stop. See Figure 4.




Figure 4

5. Depress the Stripper Blade Lever. While holding the Stripper Blade Lever closed, pull the tool away from the wire. See Figure 5.




Figure 5

6. To use the Wire Cutter for wire up to 0.4mm diameter (26 AWG), insert the wire and depress the Stripper Blade Lever. See Figure 6.




Figure 6

Application Tooling Support

Phone: (402) 458-TOOL (8665)
E-Mail: applicationtooling@molex.com
Website: www.molex.com/applicationtooling

Molex is a registered trademark of Molex, LLC in the United States of America and may be registered in other countries; all other trademarks listed herein belong to their respective owners.