

Electronic housing - ME MAX 22,5 G 2-2 GN - 2707835

Please be informed that the data shown in this PDF Document is generated from our Online Catalog. Please find the complete data in the user's documentation. Our General Terms of Use for Downloads are valid (<http://download.phoenixcontact.com>)



Electronic housing consisting of: Housing shells left and right, front plate, transparent cover, metal foot catch and spring, enclosed housing, 16-pos. (4 x 4 pos.), width: 22.5 mm, color: Green

The illustration shows a version of the product (open housing) with DIN rail bus connector plugged in

Product Features

- Labels for additional labeling as an option
- DIN rail bus connector as an option
- Plug-in connection with screw, spring-cage or fast connection technology
- Large front surface for high-pos. plugs or operating and setting elements
- Large PCB surface despite compact housing dimensions
- The fitted cover is easy to adapt and print
- Easy module replacement without interrupting the contact chain
- Fixed or plug-in connection technology can be combined on up to three connection levels, with different pitches
- Transparent front cover can be swiveled
- Functional earth ground contact as an option



Key commercial data

Packing unit	1 1
Minimum order quantity	10 1
Weight per Piece (excluding packing)	58.71 GRM
Custom tariff number	85472000
Country of origin	Germany

Technical data

General

Housing type	Complete housing
Housing material	PA 6.6

Electronic housing - ME MAX 22,5 G 2-2 GN - 2707835

Technical data

General

Color	green
-------	-------

Ambient conditions

Ambient temperature (operation)	-40 °C ... 105 °C
---------------------------------	-------------------

Dimensions

Length	99 mm
Constructional height	114.5 mm
Width	22.5 mm

Technical data

Inflammability class according to UL 94	V0
Power dissipation at 20°C in the horizontal mounting position	5.7 W 10.1 W
Number of positions	16

Classifications

eCl@ss

eCl@ss 4.0	27180401
eCl@ss 4.1	27180401
eCl@ss 5.0	27180506
eCl@ss 5.1	27180506
eCl@ss 6.0	27180802
eCl@ss 7.0	27182702

ETIM

ETIM 2.0	EC001031
ETIM 3.0	EC001031
ETIM 4.0	EC001031

UNSPSC

UNSPSC 6.01	31261501
UNSPSC 7.0901	31261501
UNSPSC 11	31261501
UNSPSC 12.01	31261501
UNSPSC 13.2	31261501

Approvals

Approvals

Electronic housing - ME MAX 22,5 G 2-2 GN - 2707835

Approvals


Approvals


UL Recognized / cUL Recognized / cULus Recognized


Ex Approvals

Approvals submitted

Approval details

UL Recognized 

cUL Recognized 

cULus Recognized 

Accessories

Accessories

Device marking

Label sheet, DIN A4 - BMKLT 14X12 WH - 0813789

Label sheet, DIN A4, Sheet, white, Unlabeled, Can be labeled with: Office printing systems, Mounting type: Adhesive, Lettering field: 14 x 12 mm



DIN rail connector

Electronic housing - ME MAX 22,5 G 2-2 GN - 2707835

Accessories

Cable - ME 22,5 TBUS 1,5/ 5-ST-3,81 GN - 2707437



DIN rail connector for DIN rail mounting. Universal for TBUS housing. Gold-plated contacts, 5-pos.

Filler plug

Filler plugs - ME MAX B-22,5 KMGY - 2707929



Filler plug for unoccupied terminal points, color: Light gray

Ground contact

Electronic housing - ME FE-CONTACT - 2908294



Functional earth ground contact, for intermediate elements.

PCB

Electronic housing - ME MAX LP SAMPLE MSTBO 2-2 - 2713777



PCB, for custom fitting for COMBICON connection system

Printed circuit board housing

Electronic housing - ME MAX 22,5 G 2-2 GN - 2707835

Accessories

Printed-circuit board connector - MSTBO 2,5/4-6 ST SET KMGY - 2713764



Kit consisting of COMBICON header and screw connectors for 6 x 4 positions (24-pos.), color: Light gray

Printed circuit board terminal

PCB terminal block - MKDSO 2,5/4-6 SET KMGY - 2713751



Set, consisting of orthogonal PCB terminal blocks for 6 x 4 positions (24-pos.), color: light gray

Electronic housing - ME 22,5 TBUS 1,5/ 5-ST-3,81 KMGY - 2713722



Plug component, Nominal current: 8 A

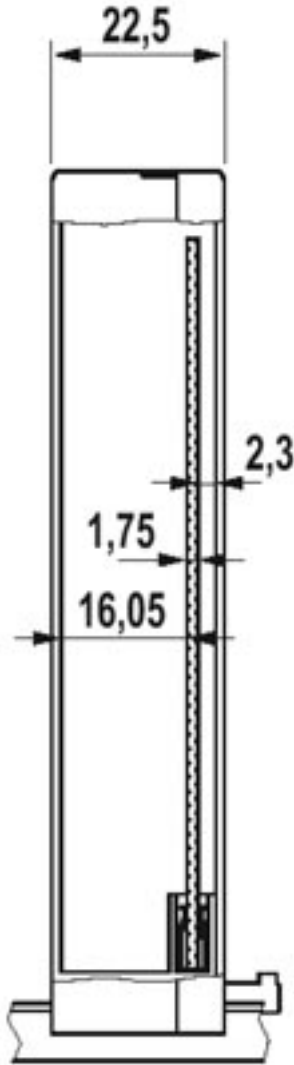
Filler plugs - ME MAX B-22,5 GN - 2707916

Filler plug for unequipped terminal points, color: green

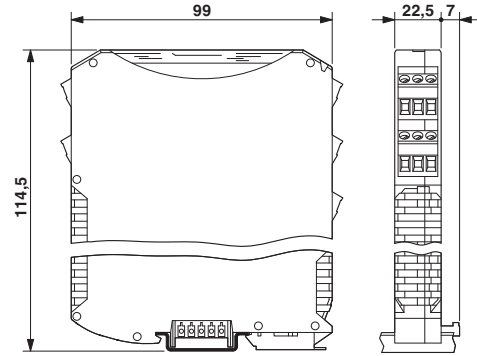
Drawings

Electronic housing - ME MAX 22,5 G 2-2 GN - 2707835

Dimensioned drawing

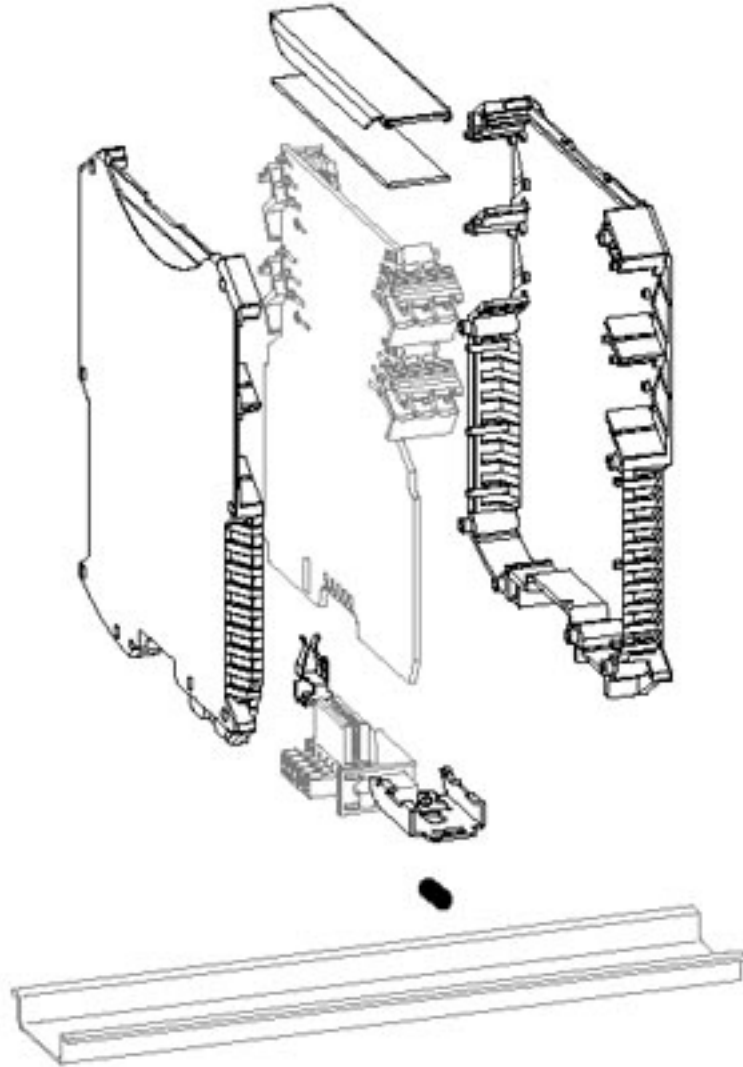


Dimensioned drawing



Electronic housing - ME MAX 22,5 G 2-2 GN - 2707835

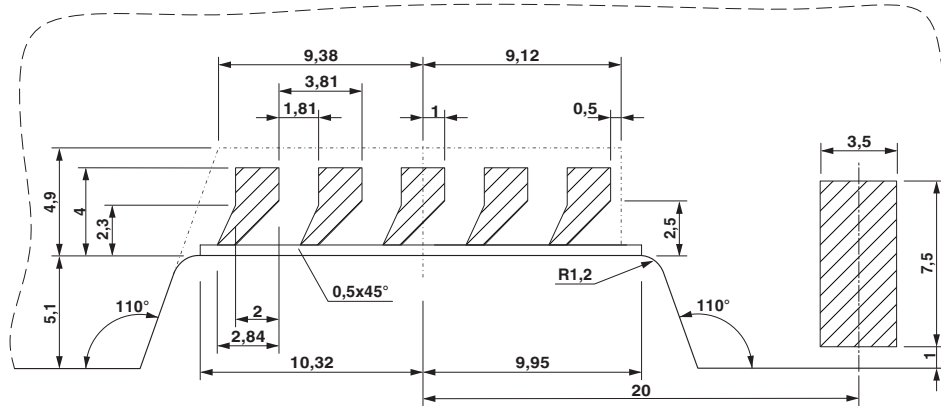
Explosion drawing



The illustration shows a version of the product (open housing) with accessories

Electronic housing - ME MAX 22,5 G 2-2 GN - 2707835

Drilling diagram



Detailed dimensional drawing of the DIN rail connector contact pads

