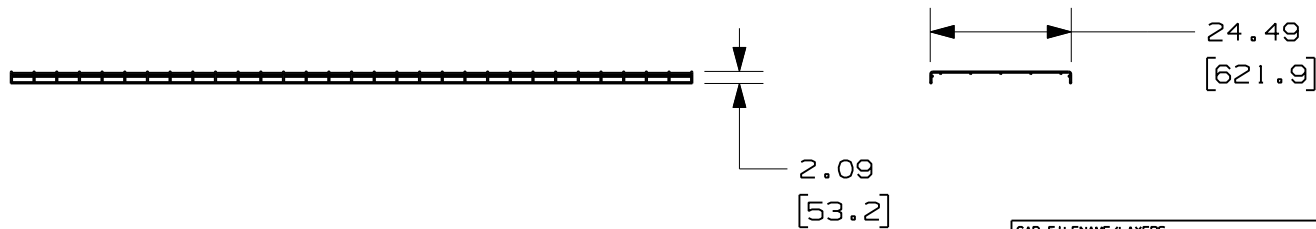

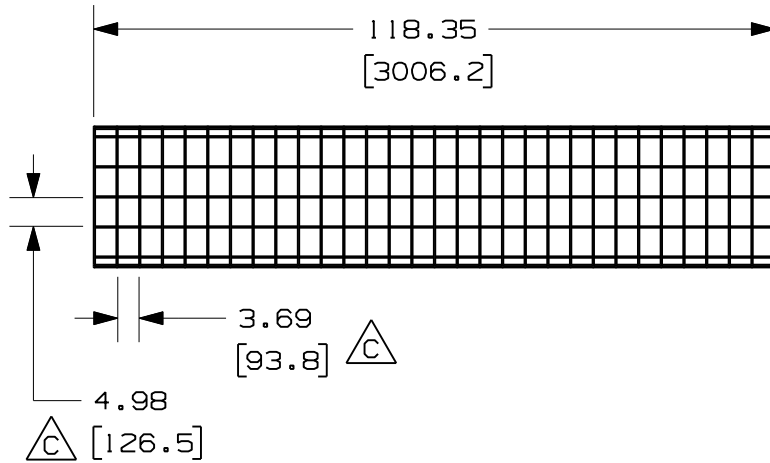


THIS COPY IS PROVIDED ON A RESTRICTED BASIS AND IS NOT TO BE USED IN ANY WAY DETRIMENTAL TO THE INTERESTS OF PANDUIT CORP.

PANDUIT PART NUMBER	WEIGHT
WG24**10	26 LB/EACH 11793.4 g/EACH

NOTES:

1. SEE CURRENT CATALOG FOR ADDITIONAL PART SUFFIXES TO INDICATE PART FINISH AND/OR PACKAGING QUANTITY.
2. DIMENSIONS IN PARENTHESIS ARE METRIC.



CAD FILENAME/LAYERS 09D017DP_DC/00B WG24**10

PANDUIT CORP. TINLEY PARK, ILLINOIS

WYR-GRID CABLE TRAY 24" WIDE
STRAIGHT SECTION 10' LONG (WG24**10)
CUSTOMER DRAWING

UNLESS OTHERWISE SPECIFIED, DIMENSIONAL TOLERANCES ARE:
(.X) ± (.XXX) ± (A)
(.XX) ± (.125) (3.18) ANGLES ±
UNLESS OTHERWISE SPECIFIED, ALL DIMENSIONS ARE GIVEN IN INCHES, THIRD ANGLE PROJECTION.

--	--	--	--	C. ADDED DIMENSIONS	09D017DP-DC	RN	RN			
I	5-17-10	JAHA	SL	B. REVISED PART NAME A. REVISED TOLERANCE						
R	5-3-10	JAHA	SL	RELEASED TO PRODUCTION	09D017DP-DC	RN	RN			
REV	DATE	BY	CHK	DESCRIPTION	ECN	CHK	CUST	SUP		

DRAWN BY JAHA	MAT'L: SEE NOTES ABOVE	SCALE NONE
DATE 5-3-10		DRAWING NO. 09D017DP-DC
CHK'D SL		DWG A SIZE