



4

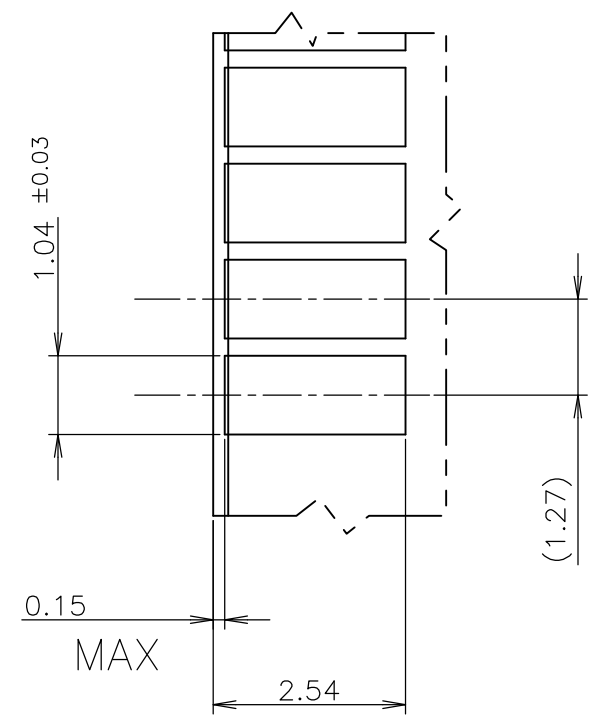
3

2

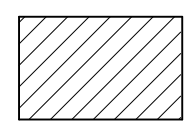
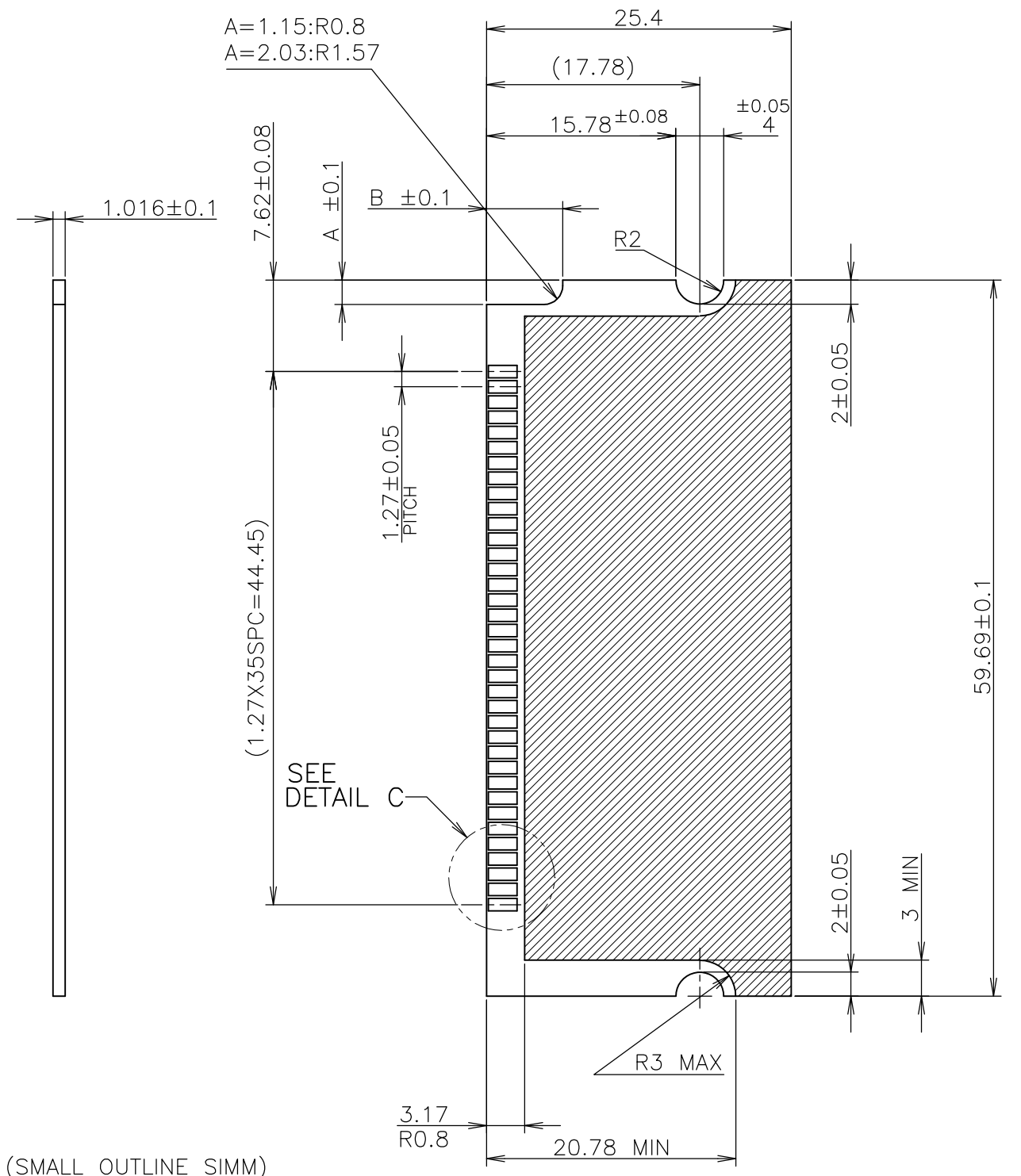
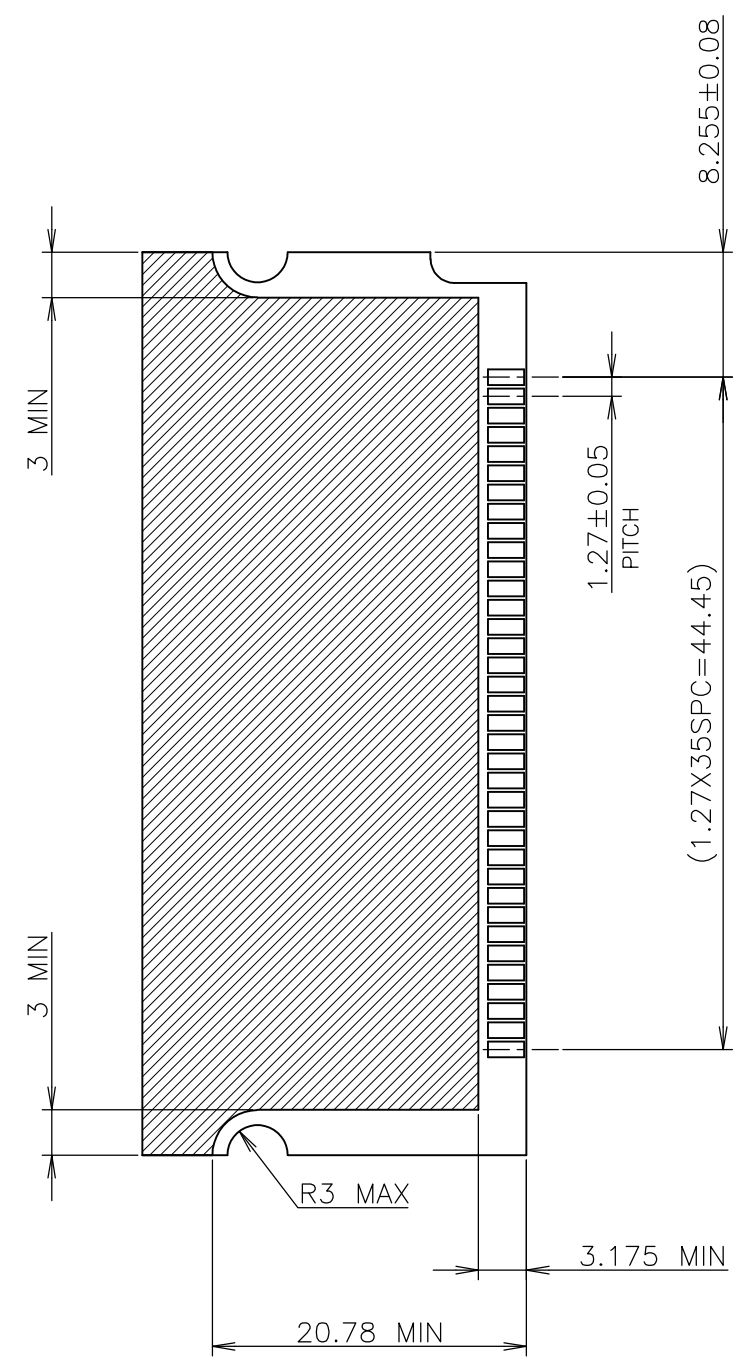
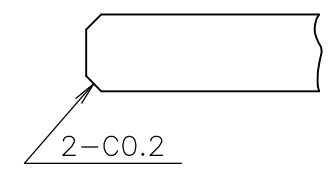
1

THIS DRAWING IS UNPUBLISHED. RELEASED FOR PUBLICATION APR, 1994.  
 © COPYRIGHT 1994 By Tyco Electronics Japan G.K. ALL RIGHTS RESERVED.

LOC	DIST	REVISIONS			DATE	DWN	APVD
J	/	P	LTR	DESCRIPTION			
		-		SEE SHEET 1	-	-	-



DETAIL C  
(SCALE 10:1)



部品実装領域  
COMPONENT AREA

参考基板寸法 (SMALL OUTLINE SIMM)  
REFERENCE DIMENSIONS OF "SMALL OUTLINE SIMM" P. C. BOARD

GENERAL TOLERANCE  
一般公差

10 ≥	±0.2
30 ≥ > 10	±0.25
100 ≥ > 30	±0.3
ANGLES	±3°

THIS DRAWING IS A CONTROLLED DOCUMENT.		DWN
DIMENSIONS: 単位: 耗 mm		CHK
TOLERANCES UNLESS OTHERWISE SPECIFIED: 一般公差		APVD
0 PLC ± -		PRODUCT SPEC 製品規格
1 PLC ± -		APPLICATION SPEC 取付適用規格
2 PLC ± -		WEIGHT
3 PLC ± -		
4 PLC ± -		
ANGLES ± -		
MATERIAL 材料	FINISH 仕上	

<b>STE</b> TE Connectivity			
NAME 名称 M III VERTICAL DIMM SOCKET 72P DIP TYPE			
SIZE	CAGE CODE	DRAWING NO 番号	RESTRICTED TO
A3	00779	C-179759	-
CUSTOMER DRAWING		SCALE 尺度 2:1	SHEET 2 OF 2
		REV F	