

PF Series 5 Tumbler Miniature Snap-in Switchlocks



Features/Benefits

- Snap-in mounting
- Multi-pole and multi-position
- Positive detent

Typical Applications

- Computers
- Point-of-sale terminals
- Instrumentation



Models Available

Specifications

CONTACT RATING: Q contact material: 4 AMPS @ 125 V AC or 28 V DC; 2 AMPS @ 250 V AC (UL/CSA). See page L-25 for additional ratings.

ELECTRICAL LIFE: 10,000 make-and-break cycles at full load.

CONTACT RESISTANCE: Below 10 m Ω typ. initial @ 2-4 V DC, 100 mA, for both silver and gold plated contacts.

INSULATION RESISTANCE: 10⁹ Ω min.

DIELECTRIC STRENGTH: 1,000 Vrms min. @ sea level.

INDEXING: 45°: 3 positions, 90°:2 positions.

Materials

LOCK: 6/6 nylon with matte finish (UL 94V-2), black,

5 tumbler, single bitted lock with integral detent mechanism.

KEYS: Two nickel plated brass keys with black plastic head.

SWITCH HOUSING: 6/6 nylon (UL 94V-2).

CONTACTS & TERMINALS: Q contact material: Copper, silver plated. See page L-25 for additional contact materials.

TERMINAL SEAL: Epoxy.

NOTE: Any models supplied with Q or B contact material are RoHS compliant.

NOTE: Specifications and materials listed above are for switchlocks with standard options. For information on specific and custom switchlocks, consult Customer Service Center.

Build-A-Switch

To order, simply select desired option from each category and place in the appropriate box. Available options are shown and described on pages L-23 through L-25. For additional options not shown in catalog, consult Customer Service Center.

Switch and lock Function

PF011U SP, 90° Index, keypull pos. 1 & 2

PF201U DP, 45° Index, keypull pos. 1 & 3

PF211U DP, 90° Index, keypull pos. 1 & 2

Keying

E Two nickel plated brass keys with insert molded plastic head

Lock Type

B 5 Tumbler lock with detent

Lock Finish

M Plastic lock with matte finish

Terminations

03 Solder lug with hole

WC Wire lead

Lock Style

K Cone shaped facing

Contact Material

Q Silver

B Gold

Lock Color

2 Black

Key Color

2 Black



Third Angle Projection

Dimensions are shown: Inch (mm)

Specifications and dimensions subject to change



PF Series 5 Tumbler Miniature Snap-in Switchlocks

SWITCH AND LOCK FUNCTION



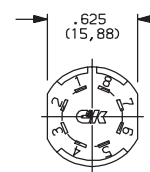
SINGLE & DOUBLE POLE SWITCHES							
NO. POLES	MODEL NO.	CONNECTED TERMINALS			KEY PULL POSITIONS	LOCK CONFIGURATION	INDEXING
		POS. 1	POS. 2	POS. 3			
DP	PF201U	8-1, 4-5	1-2, 5-6	2-3, 6-7	Positions 1 & 3		45°
SP DP	PF011U PF211U	8-1 8-1, 4-5	1-3 1-3, 5-7		Positions 1 & 2		90°

All models with all options when ordered with 'Q' contact material.

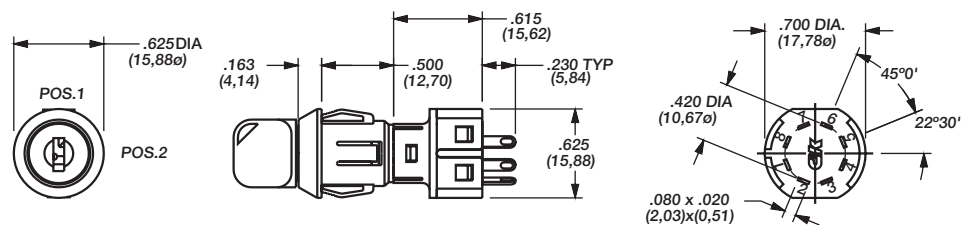
LEGEND

- = Detent Positions (45° or 90°)
- ⊙ = Key pull possible in these positions.
- = Stop Positions

TERMINAL NUMBERS



Terminal numbers molded on housing.



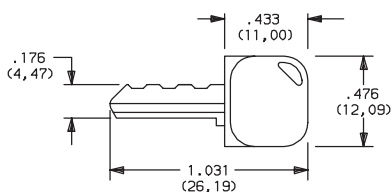
Part number shown: PF011UEBM03KQ22

KEYING



KEY COLOR

E TWO NICKEL PLATED BRASS KEYS WITH INSERT MOLDED PLASTIC HEAD



Key part number: 617D1004102

OPTION CODE	KEY COLOR
2	BLACK

NOTE: All orders keyed alike, standard. For more than one key code, replacement keys, or other special features, consult Customer Service Center.



Dimensions are shown: Inch (mm)

Specifications and dimensions subject to change

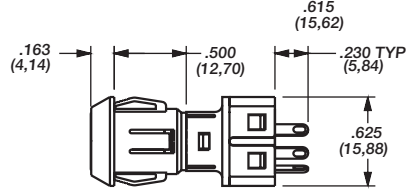


Switchlock

PF Series 5 Tumbler Miniature Snap-in Switchlocks

LOCK TYPE  LOCK COLOR

B 5 TUMBLER LOCK WITH DETENT



OPTION CODE	LOCK COLOR
2	BLACK

LOCK FINISH 

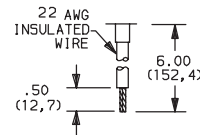
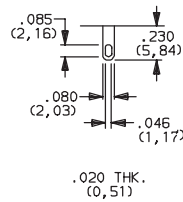
M PLASTIC LOCK WITH MATTE FINISH



TERMINATIONS 

03 SOLDER LUG WITH HOLE

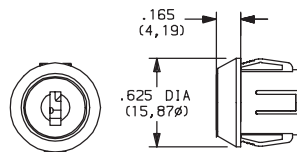
WC WIRE LEAD



Black wire standard, other colors and lengths available, consult Customer Service Center. UL style 1015.

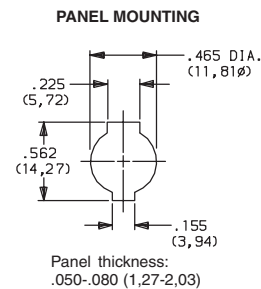
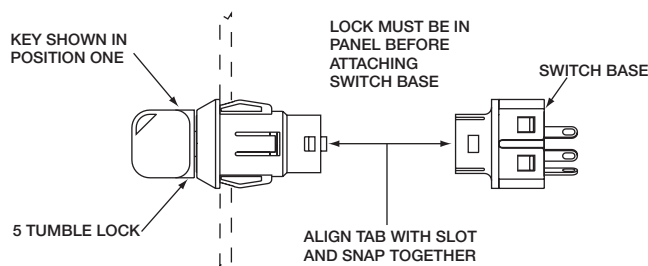
LOCK STYLE 

K CONE SHAPED FACING

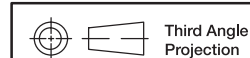


Switchlock

Switch and Lock Assembly Instructions



NOTE: Switch installation is permanent. Switch cannot be removed from lock after assembly. Attempts to separate switch and lock may damage switch.



Dimensions are shown: Inch (mm)
Specifications and dimensions subject to change



PF Series 5 Tumbler Miniature Snap-in Switchlocks


CONTACT MATERIAL

OPTION CODE	RoHS COMPLIANT*	RoHS COMPATIBLE*	CONTACT AND TERMINAL MATERIAL	RATING	
Q	YES	YES	SILVER ²	POWER	4 AMPS @ 125 V AC or 28 V DC; 2 AMPS @ 250 V AC (UL/CSA).
B	YES	YES	GOLD ¹	LOW LEVEL/DRY CIRCUIT	0.4 VA MAX. @ 20 V AC or DC MAX.

* Note: See Technical Data section of this catalog for RoHS compliant and compatible definitions and specifications.

¹ CONTACTS & TERMINALS: Copper, with gold plate over nickel plate.

² CONTACTS & TERMINALS: Copper, silver plated (standard with all termination options).

All models  with all options when ordered with 'Q' contact material.

AVAILABLE HARDWARE



Key Code: 041

PART NO. (ONE KEY)

617D1004102 BLACK

Material: Brass
Finish: Nickel plate
6/6 Nylon insert molded head



Switchlock



Dimensions are shown: Inch (mm)

Specifications and dimensions subject to change