

1

2

3

4

5

6

7

A

B

C

D

E

F

G

H

A

B

C

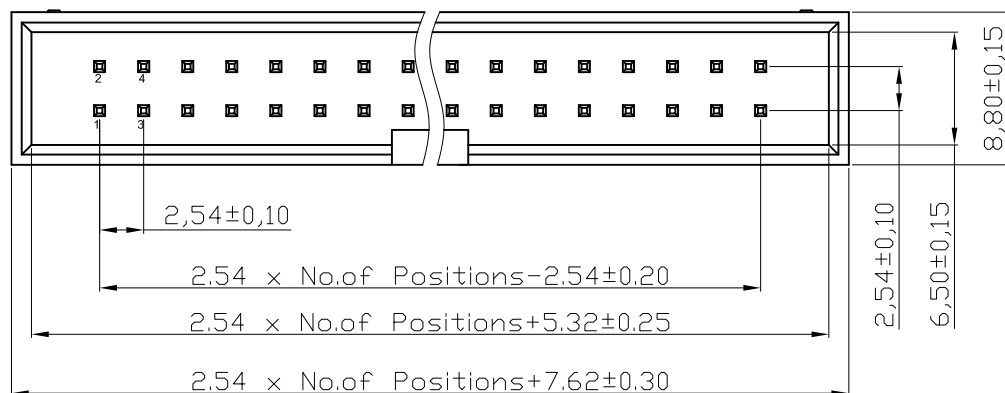
D

E

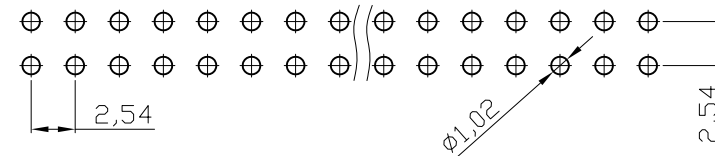
F

G

H



Recommended P.C.B Layout(Top Side)
(PCB BOARD TOLERANCE $\pm 0,05$)

**NOTES:****MATERIAL**

1. Insulator Material: PBT+30%GF(UL94V-0), Grey
2. Contact Material : Brass
3. Contact Plating :
AWHW xxG-0202-T: Gold flash/Tin Over Ni
AWHW xxG-0102-T: 30u" Au/Tin Over Ni

ELECTRICAL

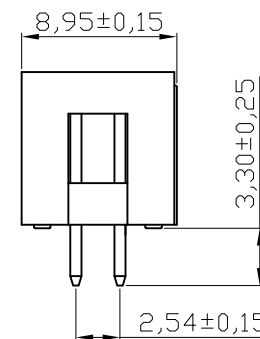
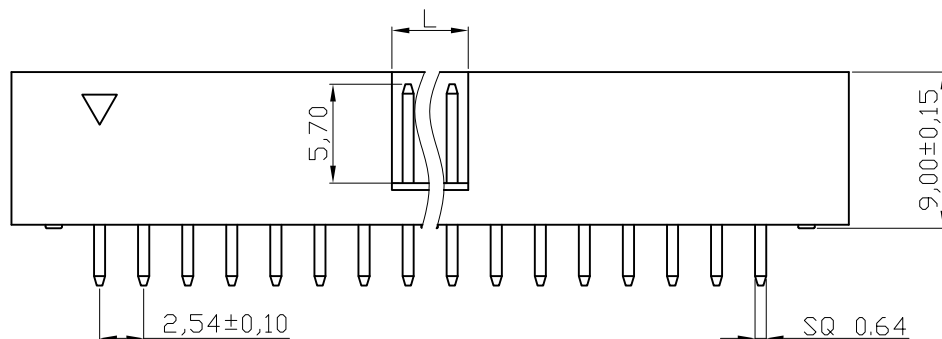
1. Current Rating : 3AMP
2. Withstand Voltage : 500V AC/Minute
3. Contact Resistance : 20m Ω max
4. Insulation Resistance: 1000M Ω min

ENVIRONMENTAL

1. Operation Temperature: -40°C to +105°C
2. Packing : Tray packing

Order information:

xx : 06,08,10,12,14,16,18,20,24
26,30,34,40,50,60,64

**Dimension antitheses list**

NO. Pin	L
6P-8P	4.00
10P-64P	4.40

RoHS compliant
Unit: mm



Scale	Free					Date	Name	Customer-No.
TOLERANCE						Drawn	Alex	25.01.2006
X.X	$\pm 0,40$							
X.XX	$\pm 0,25$	④	Add UL file no.	12.12.2013	Amy	Approved	Amy	12.12.2013
X.XXX	$\pm 0,15$	③	Add the plating Au 30u"	23.10.2013	Winnie			
DIM	TOL	②	Update	29.06.2009	Dean			
Angle	$\pm 3^\circ$	①	Drawn	25.01.2006	Alex			
		Id.	Modification	Date	Name			

ASSMANN
WWSW components

Customer-No.

ASSMANN WSW-No.

AWHW xxG-0202-T
AWHW xxG-0102-T

Drawing-No.

ASS 2314 CO

rev04

Replace

Sheet
1/2

1

2

3

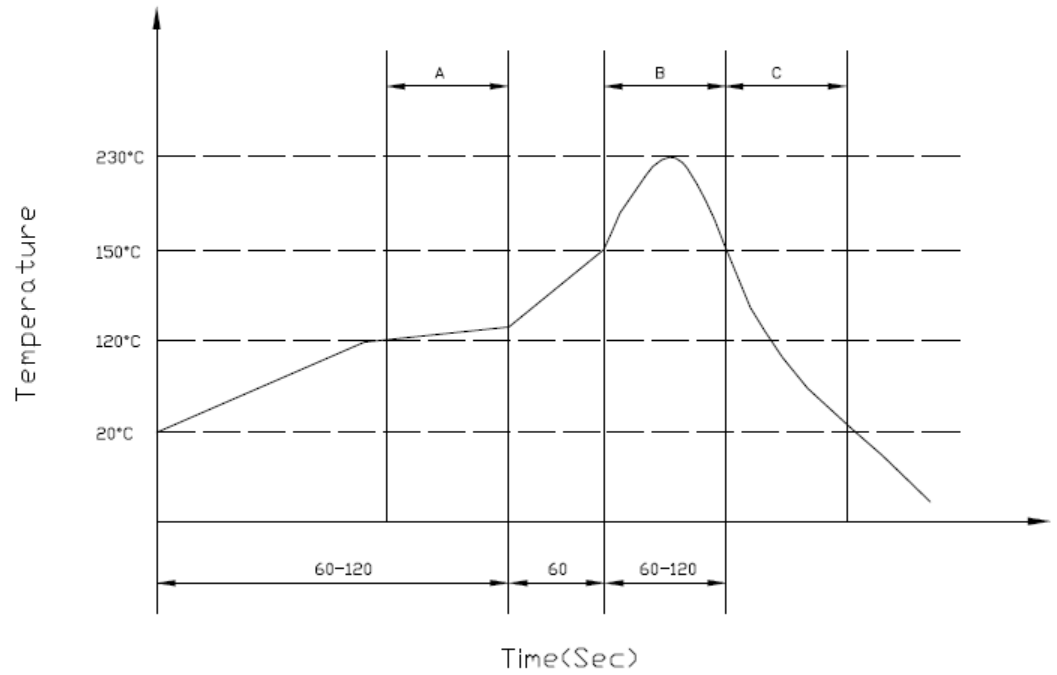
4

5

6

7

SV3409



A:Preheating B:Soldering C:Gradual Cooling
Tip Temperature Time:3-5Sec

RoHS compliant
Unit: mm



Scale	Free					Date	Name	
TOLERANCE						Drawn	25.01.2006	Alex
X.X	±0.40							
X.XX	±0.25	④	Add UL file no.	12.12.2013	Amy	Approved	12.12.2013	Amy
X.XXX	±0.15	③	Add the plating Au 30u"	23.10.2013	Winnie			
DIM	TOL	②	Update	29.06.2009	Dean			
Angle	±3°	①	Drawn	25.01.2006	Alex			
		Id.	Modification	Date	Name			

Solder Profile for PBT

ASSMANN WSW-No. AWHW xxG-0202-T
AWHW xxG-0102-T

Drawing-No.

ASS 2314 CO rev04

Replace Sheet 2/2